




Installation of Morgan MEDesign®, INC. MEDeStealth™ Rail Clamp System
On Morgan MEDesign®, Inc. FLUOROSCOPY TABLES V.01.25.05




1. Install and tighten the MEDeStealth Clamp by turning the lever to the right. Adjust the resting position of the lever by pulling the lever down and rotating.



2. Press lever on bottom of Armboard to open the attachment jaws and attach Armboard to MEDeStealth Clamp Accessory Rail.



3. To swivel Armboard, pull and hold this lever out towards the edge of the Armboard,



4. ...then rotate Armboard into desired position and release lever to lock Armboard in place.